


Featuring the Vegetable Dyes collection by Kathy Hall and
Need'I Love Silk Homespuns by Renée Nanneman for Andover Fabrics

Easy Accent Quilt



Vegetable Dyes fabrics by Kathy Hall
Quilt designed and made by Gail Kessler
Machine quilted by Carol Heisler
of Lorac Designs
Finished quilt size: 83-1/2" x 110-1/2"



makower uk[®]

1384 Broadway • New York, NY 10018 • (800) 223-5678

www.andoverfabrics.com

- Free Pattern Download Available -

Easy Accent Quilt

Featuring the Vegetable Dyes collection by Kathy Hall

and Need'l Love Silk Homespuns by Renée Nanneman for Andover Fabrics.

Designed and made by Gail Kessler. Machine quilted by Carol Heisler of Lorac Designs.

Fabric Requirements & Cutting Directions

Quilt finishes approx. 83-1/2" x 110-1/2"

SL-3522-K 4-1/8 yards Black Silk Homespun
*Cut (2) 1-1/2" x 114" strips on lengthwise grain
*Cut (2) 1-1/2" x 88" strips on lengthwise grain
Cut (54) 2" x 40" strips

3643-R, 3642-K, 3643-C, 3642-R, 3642-Y, 3639-K, 3641-Y,
3640-B, 3644-E**, 3639-Y, 3641-C, 3642-R, 3644-Y, 3640-K**,
3641-B, 3640-C, 3644-R, and 3643-Y

7/8 yard each 18 Assorted Prints/Strips

From each:

Cut (2) 2" x 40" strips
Cut (3) 5" x 40" strips
Cut (1) 3-1/2" x 40" strips

*Cut first

**Additional yardage needed for binding or backing (see below).

3644-E 8 yards Beige/Rust/Gray Small Floral (Backing)
Cut and piece widthwise to fit quilt top with 4" overlap on all sides.

3640-K 7/8 yard Black/Gold/Green Leaf Print (Binding)
Cut (10) 2-1/2" x width of fabric strips


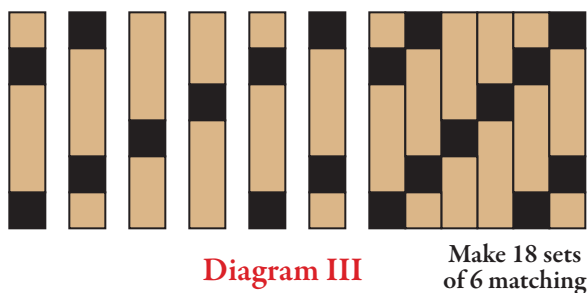
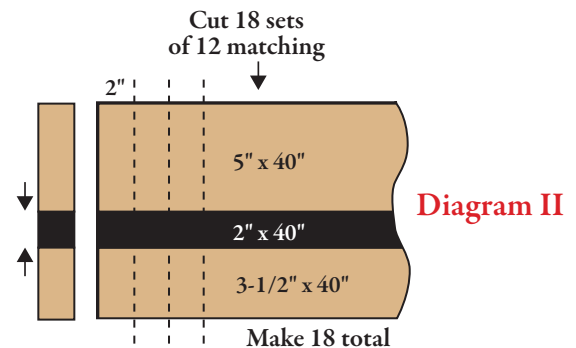
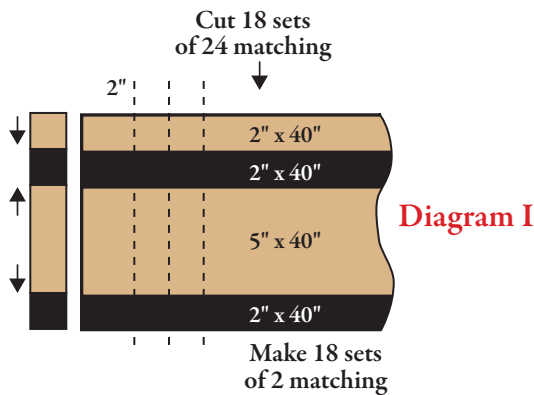
Piecing the Blocks

1. Referring to Diagram I, stitch assorted print 2" x 40" strip, black silk 2" x 40" strip, matching assorted print 5" x 40" strip, and black silk 2" x 40" strip together as shown. Press in direction of arrows. Make 18 sets of 2 matching. From pieced strips, cut 18 sets of 24 matching 2"-wide segments.

2. In similar manner, and referring to Diagram II, sew assorted 5" x 40" strip, black silk 2" x 40" strip, and matching assorted 3-1/2" x 40" strip together. Press in direction of arrows. Make 18 total. From pieced strips cut 18 sets of 12 matching 2"-wide strips.

3. Looking closely at Diagram III and reversing orientation of strips as needed, sew four strips from Step 1 and two strips from Step 2 together to make Chain Block. Make 18 sets of 6 matching.

4. Referring to Diagrams IV and V, sew 6 matching blocks together, alternating direction of block strips, to make quilt section. Make 18 total.




Easy Accent Quilt

Assembling the Quilt

5. Looking closely at photo and quilt diagram, arrange and stitch 6 rows of 3 quilt sections, alternating orientation. Sew rows together. Stitch black silk 114" strips to sides; trim even with top and bottom. Stitch black silk 88" strips to top and bottom; trim even with sides.

Finishing the Quilt

6. Layer the quilt top with batting and 3644-E beige/rust/gray small floral. Quilt as desired. Bind with 3640-K black/gold/green leaf print to finish the quilt.



Quilt Diagram

1384 Broadway
New York, NY 10018
(800) 223-5678
www.andoverfabrics.com

Vegetable Dyes

by Kathy Hall



3639-K



3639-R




3639-Y



3640-B



3640-C



3640-K



3641-B



3641-C



3641-Y




3642-K



3642-R



3642-Y



3643-C



3643-R



3643-Y



3644-E



3644-R



3644-Y

Fabrics shown are 40% of actual size.

Free Pattern Download Available at www.andoverfabrics.com